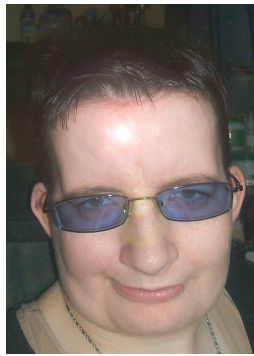


**Grand Master Symbols:
By Reiki30**



This guide is a brief, but easier to use reference for the Reiki Grand Master Levels.

Some say that the Reiki symbols are 'sacred or secret'. Others say they just help to focus the intent. Others say they are not really needed. You should make up your own mind regarding Reiki symbols. See what you reckon when using them etc....

I, personally don't find a need for these symbols, except maybe the Antahkarana (Google Search this symbol for further info).

While being attuned myself to the Grand Master Levels (Feb. 2009 onwards) I found that some past events didn't bother me as much and things just made more sense etc.... Such as: the bullying I had through school & college didn't phase/bother/bug me as it once did.

While receiving attunements to Grand Master Levels you may experience similar.

The easiest way to use the symbols would be to state the symbol name 3 times, mentally or aloud. Just as you would do for Cho Ku Rei, Se He Ki, Hon Sha Ze Sho Nen etc.....

I've been trying to find a reliable source for decent quality Reiki Symbols, as those in the manuals can be hard to make out. But no luck :/

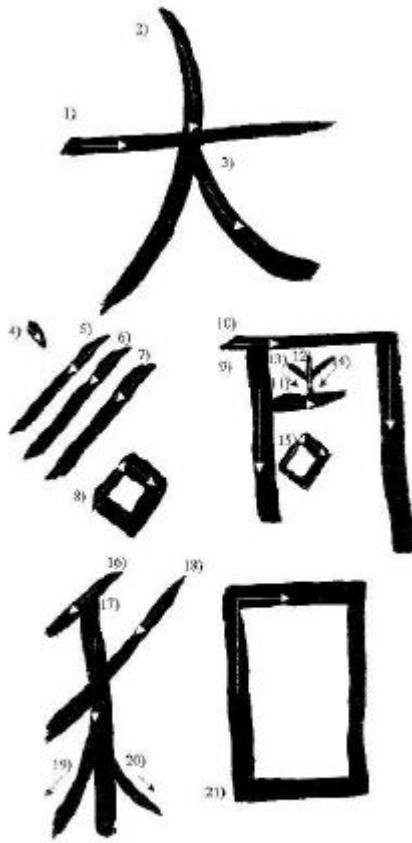
You can however, if you wish to meditate on all the symbols. Some are harder to draw/visualize.

Namaste.


© (2011) Reiki Grand Master Lynda Ward RH, INHA (aka Reiki30)
www.lyndacward.com or <http://reiki30.weebly.com> Email: wardlynda@ymail.com

Levels 5-6:

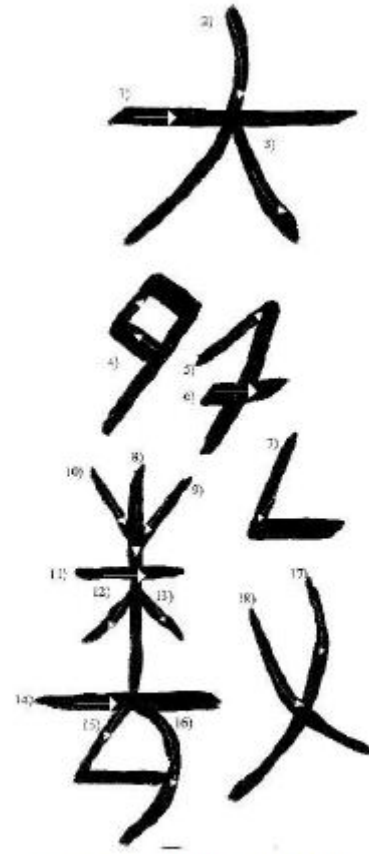
- L5: Dai Cho Wa – Great Harmony
- L5: Dai Ro Se – The Wisdom Symbol
- L6: Dai Fu Shu – Great Separation



DAI CHO WA – LEVEL V SYMBOL
THE GREAT HARMONY



The Wisdom Symbol
Dai Ro Se



LEVEL VI SYMBOL – DAI FA SHU
THE GREAT SEPARATION

- Left:** Dai Cho Wa – Great Harmony
- Middle:** Dai Ro Se – Wisdom Symbol
- Right:** Dai Fa Shu – Great Separation

HOW TO USE:

Mentally/aloud state symbol name 3 times to activate.

(Not essential). Meditate on symbol. Relax and visualize appropriate symbol. Draw it in the air a few times, if that helps. Visualize symbol surrounded by a bright light. Go with the flow.

Level 7:

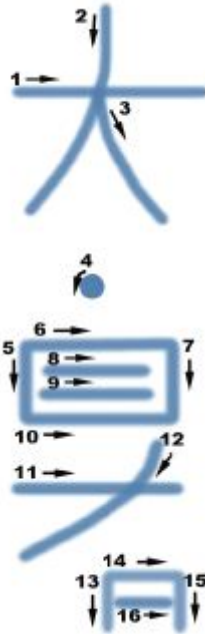
L7: Dai Ji Yu – Great Liberty/Freedom

L7: Dai Kiro – The Wisdom Symbol

L7: Kom – Empower yourself and to grow spiritually



Dai Ji Yu



Left: Dai Ji Yu – Great Liberty/Freedom

Middle: Dai Kiro – The Wisdom Symbol

Right: Kom – Empower yourself and to grow spiritually

HOW TO USE:

Mentally/aloud state symbol name 3 times to activate.

(Not essential). Meditate on symbol. Relax and visualize appropriate symbol. Draw it in the air a few times, if that helps. Visualize symbol surrounded by a bright light. Go with the flow.

Levels 8-9:

L8: Antahkarana – Connects us to our Higher Self. Beneficial for Chakra's and Aura's

L8: Dai Hey Wa – Great Peace

L9: Dai Fu Ku – Great Happiness/Blessing



大安

Dai Hey Wa

大福

Dai Fu Ku

Left: Antahkarana – Connects us to our Higher Self. Beneficial for Chakra's and Aura's

Middle: Dai Hey Wa – Great Peace

Right: Dai Fu Ku – Great Happiness/Blessing

HOW TO USE:

Re: Antahkarana – Google search 'uses for Antahkarana'.

Mentally/aloud state symbol name 3 times to activate.

(Not essential). Meditate on symbol. Relax and visualize appropriate symbol. Draw it in the air a few times, if that helps. Visualize symbol surrounded by a bright light. Go with the flow.

Levels 10-12:

L10: Dai Ki Bo – Great Hope

L11: Dai Chi Kara – Great Strength/Force

L12: Dai Ai – Great Love

大
希
望

DAI KI BO

大
力

DAI CHI KARA

大
愛

DAI AI

Left: Dai Ki Bo – Great Hope

Middle: Dai Chi Kara – Great Strength/Force

Right: Dai Ai – Great Love

HOW TO USE:

Mentally/aloud state symbol name 3 times to activate.

(Not essential). Meditate on symbol. Relax and visualize appropriate symbol. Draw it in the air a few times, if that helps. Visualize symbol surrounded by a bright light. Go with the flow.

Levels 13-15:

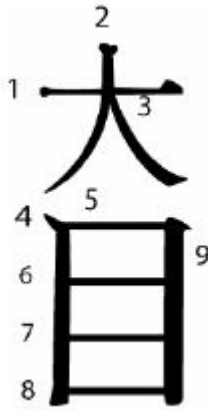
L13: Dai Hana – Great Teacher

L14: Dai Moku – Great Eye

L15: Dai Michi – Great Way



Dai Hana



Dai Michi

Left: Dai Hana – Great Teacher

Middle: Dai Moku – Great Eye

Right: Dai Michi – Great Way

HOW TO USE:

Mentally/aloud state symbol name 3 times to activate.

(Not essential). Meditate on symbol. Relax and visualize appropriate symbol. Draw it in the air a few times, if that helps. Visualize symbol surrounded by a bright light. Go with the flow.

Levels 16-18:

L16: Dai Kei – Great Revelation

L17: Dai Ji – Great Temple

L18: Dai Tetsu – Great Wisdom

Dai Kei

Dai Ji

Dai Tetsu

Left: Dai Kei – Great Revelation

Middle: Dai Ji – Great Temple

Right: Dai Tetsu – Great Wisdom

HOW TO USE:

Mentally/aloud state symbol name 3 times to activate.

(Not essential). Meditate on symbol. Relax and visualize appropriate symbol. Draw it in the air a few times, if that helps. Visualize symbol surrounded by a bright light. Go with the flow.

Chakra Symbols:

Mentioned in the Levels 5 & 6 Manual – No specific purpose/technique etc is mentioned. Therefore just use however you like.

SHI KA SEI KI - 4th CHAKRA SYMBOL

CHI KA SO - 5th CHAKRA SYMBOL

CHO KAKU - 6th CHAKRA SYMBOL